



# DDBC1200

Signal Dimmer Controller

Multi-protocol control solution

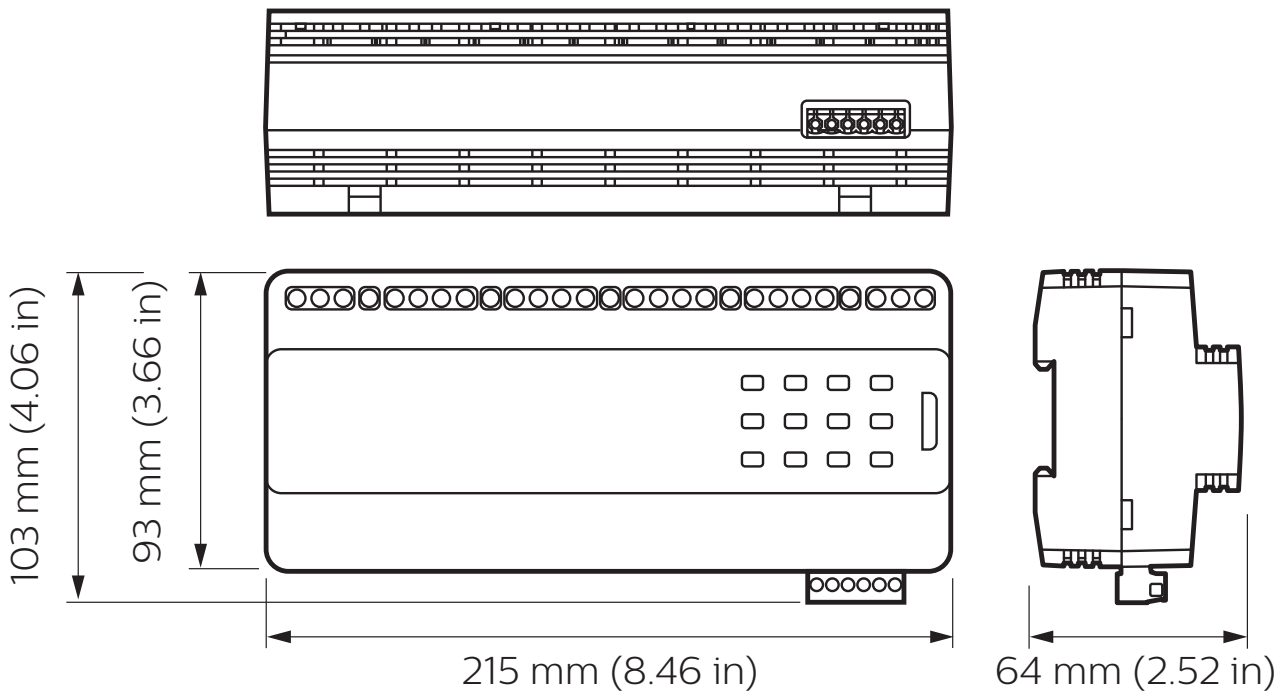
The Philips Dynalite DDBC1200 features 12 independent output channels, each selectable to DALI Broadcast or 0-10 V control.

# DDBC1200

## Multi-protocol control solution

- **Multiple protocols supported** – Compatible with a range of fittings and devices including: DALI drivers (broadcast mode only), DALI electronic low voltage transformers (broadcast mode only), 1-10 V drivers, and devices that require 0-10 V analog control signals.
- **Inbuilt protocol selection** – Installers can toggle each channel between DALI Broadcast and 1-10 V without the need for commissioning software.
- **Compatible with DALI 209 drivers** – Provides control of tunable white luminaires.
- **LED status indicators** – Instant visual feedback on channel status of all 12 outputs.
- **Flexible mounting solution** – DIN rail mounting clips designed for installation into the distribution board supplying power to the controlled lighting circuits.
- **Inbuilt diagnostic functionality** – Device Online/Offline status and individual control channel status indicators.

## Dimensions



# Specifications

Due to continuous improvements and innovations, specifications may change without notice.



**DDBC1200**  
Signal Dimmer Controller

## Electrical

Supply Type	Single-Phase
Supply Voltage	100-277 VAC
Supply Current	0.5 A
DyNet DC Output Voltage	12 VDC
DyNet DC Output Current	300 mA
IEC Overvoltage Category	III

## Control

Serial Ports	1 x RS-485
Supported Protocols	DyNet DMX Rx
DMX Rx Channels	12
Control Channel Outputs	12 (DALI Broadcast or 1-10 V) (Supports DALI 209 tuneable white)
Dry Contact Inputs	1 (AUX / UL924)
User Input	1 x service switch 12 x channel override
Indicators	1 x diagnostic LED 12 x channel status LED
Diagnostic Functions	Device online/offline status

## Physical

Dimensions (H x W x D)	93 x 215 x 64 mm (3.66 x 8.46 x 2.52 in)
Packed Weight	0.54 kg (1.19 lb)
Construction	Polycarbonate DIN rail enclosure (12 unit)
Serial Ports	1 x 6-way pluggable screw terminal
Serial Port Conductor Size	0.3-2.5 mm <sup>2</sup> (22-12 AWG)
Supply Terminals	3 x screw terminal Earth, Neutral, Line
Supply Terminal Conductor Size	5 mm <sup>2</sup> (10 AWG) (max)
Control Terminals	12 x 2-way screw terminal DA-, DA+
Control Terminal Conductor Size	5 mm <sup>2</sup> (#10 AWG) (max)


## Environment\*

Operating Temperature	0° to 50°C ambient (32° to 122°F)
Storage/Transport Temperature	-25° to 70°C ambient (-13° to 158°F)
Relative Humidity	0 to 90% non-condensing
IEC Pollution Degree	II

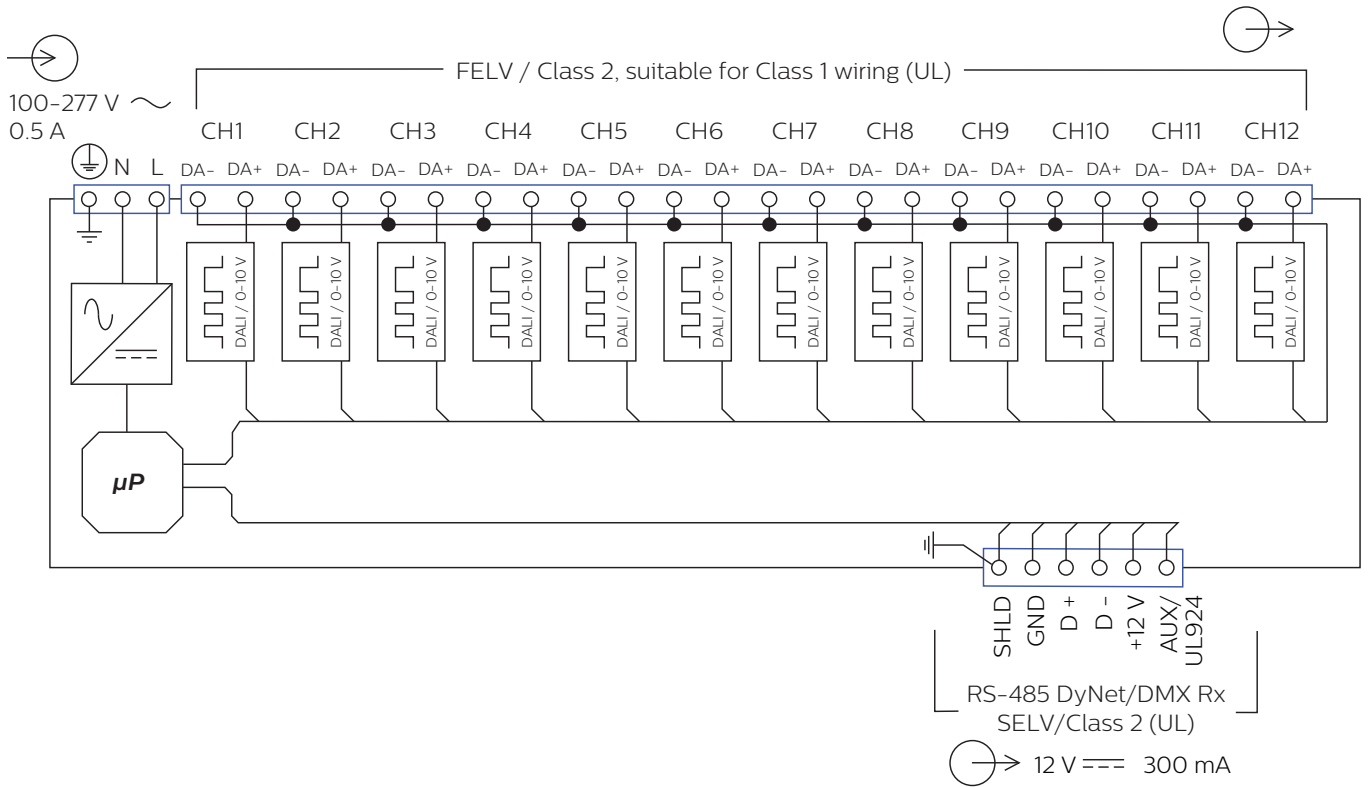
## Compliance

Certification	CE, RCM, UL/cUL, FCC, ICES, UKCA, RoHS DALI-2
---------------	--

\* For indoor installation only



# Electrical



## Control Channel Ratings

DALI Broadcast	Channel	Device
Guaranteed Current	160 mA	
Maximum Current	250 mA	
Maximum DALI Drivers	80	300
Insulation	Basic	

Auto restart on DALI output overload or short circuit

0-10 V	Current
CH 1-12	Sink/Source: 50 mA
CH 2,4,6,8,10,12 <b>ONLY</b>	Sink/Source: 100 mA
(CH 1,3,5,7,9,11 not used)	

## Ordering Code

### Product

DDBC1200

Philips 12NC

913703372009

© 2024 Signify Holding.

All rights reserved. Specifications are subject to change without notice. No representation or warranty as to the accuracy or completeness of the information included herein is given and any liability for any action in reliance thereon is disclaimed. Philips and the Philips Shield Emblem are registered trademarks of Koninklijke Philips N.V. All other trademarks are owned by Signify Holding or their respective owners.



[www.dynalite.com](http://www.dynalite.com)

Revision 11 – 2024-08-07